

SANYO	No.2938A	SB007W03Q
		Schottky Barrier Diode (Twin Type · Cathode Common)
30V, 70mA Rectifier		

Applications

- High frequency rectification (switching regulators, converters, choppers)

Features

- Low forward voltage ($V_F \text{ max} = 0.55\text{V}$)
- Fast reverse recovery time ($t_{rr} \text{ max} = 10\text{ns}$)
- Low switching noise
- Low leakage current and high reliability due to highly reliable planar structure
- Ultrasmall-sized package permitting SB007W03Q-applied sets to be made small and slim

Absolute Maximum Ratings at $T_a = 25^\circ\text{C}$ (Value per element)

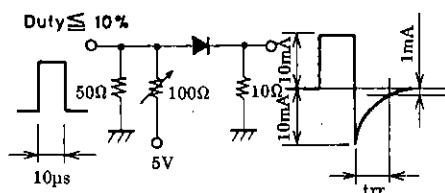
			unit
Repetitive Peak Reverse Voltage	V_{RRM}	30	V
Nonrepetitive Peak Reverse Surge Voltage	V_{RSM}	35	V
Average Output Current	I_O	70	mA
Surge Forward Current	I_{FSM} 50Hz sine wave, 1 cycle	2	A
Junction Temperature	T_j	-55 to +125	$^\circ\text{C}$
Storage Temperature	T_{stg}	-55 to +125	$^\circ\text{C}$

Electrical Characteristics at $T_a = 25^\circ\text{C}$ (Value per element)

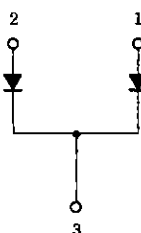
			min	typ	max	unit
Reverse Voltage	V_R	$I_R = 20\mu\text{A}$	30			V
Forward Voltage	V_F	$I_F = 70\text{mA}$			0.55	V
Reverse Current	I_R	$V_R = 15\text{V}$			5	μA
Interterminal Capacitance	C	$V_R = 10\text{V}, f = 1\text{MHz}$		3.0		pF
Reverse Recovery Time	t_{rr}	$I_F = I_R = 10\text{mA}$, See specified Test Circuit.			10	ns

Marking : K

t_{rr} Test Circuit

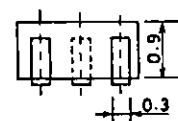
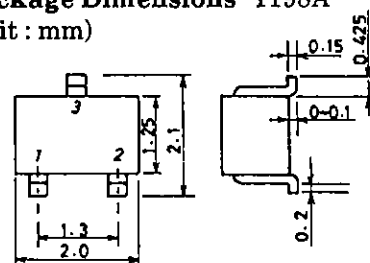


Electrical Connection



- 1: Anode
- 2: Anode
- 3: Cathode

Package Dimensions 1198A (unit : mm)

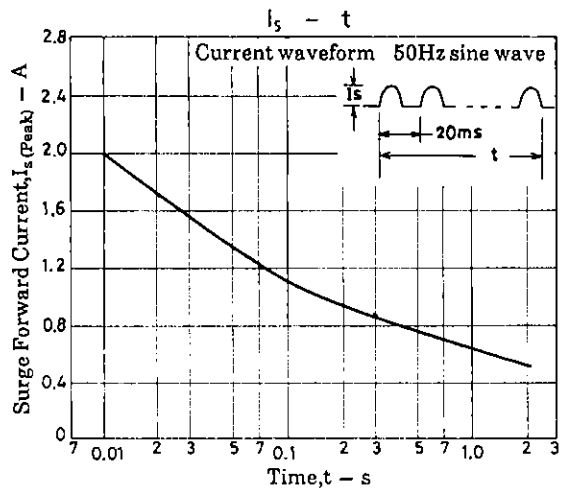
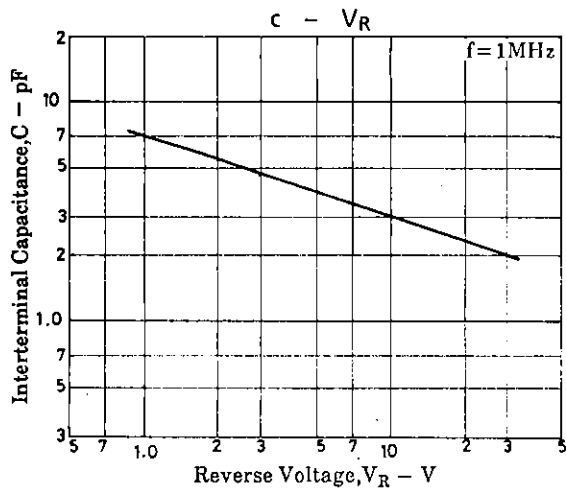
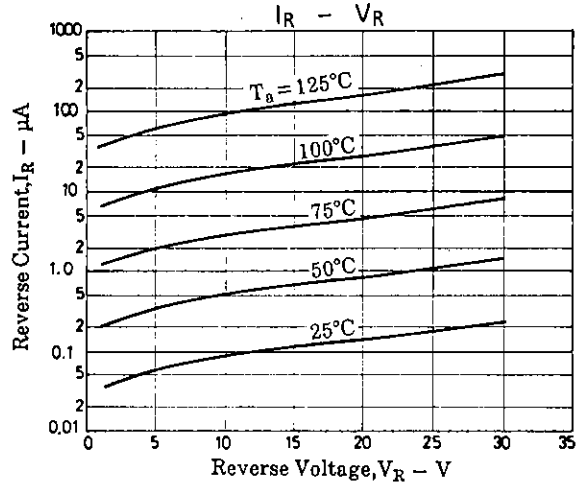
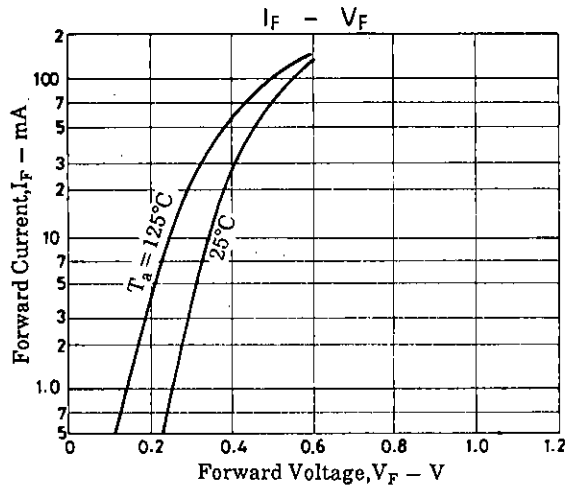


- 1: Anode
- 2: Anode
- 3: Cathode

SANYO : MCP

SANYO Electric Co., Ltd. Semiconductor Business Headquarters

TOKYO OFFICE Tokyo Bldg., 1-10, 1 Chome, Ueno, Taito-ku, TOKYO, 110 JAPAN



■ No products described or contained herein are intended for use in surgical implants, life-support systems, aerospace equipment, nuclear power control systems, vehicles, disaster/crime-prevention equipment and the like, the failure of which may directly or indirectly cause injury, death or property loss.

■ Anyone purchasing any products described or contained herein for an above-mentioned use shall:

- ① Accept full responsibility and indemnify and defend SANYO ELECTRIC CO., LTD., its affiliates, subsidiaries and distributors and all their officers and employees, jointly and severally, against any and all claims and litigation and all damages, cost and expenses associated with such use:
- ② Not impose any responsibility for any fault or negligence which may be cited in any such claim or litigation on SANYO ELECTRIC CO., LTD., its affiliates, subsidiaries and distributors or any of their officers and employees jointly or severally.

■ Information (including circuit diagrams and circuit parameters) herein is for example only; it is not guaranteed for volume production. SANYO believes information herein is accurate and reliable, but no guarantees are made or implied regarding its use or any infringements of intellectual property rights or other rights of third parties.

This catalog provides information as of December, 1996. Specifications and information herein are subject to change without notice.